

Scaled data based on original data using  
LM-79-08 Approved Method: Electrical and Photometric Measurements of Solid-  
State Lighting Products

Test Report Prepared for  
Cooper Lighting Solutions  
(formerly Eaton)

Brand: INVUE

Report Number: P367745

Luminaire Tested: **MSA-SA3A-760-U-5WQ**

Issue Date: 12/2/2019

**Test Information**

Test Method: LM-79-08  
Report Number: P367745  
TEST IS SCALED FROM IESNA LM-79-08 TEST DATA (G2-1910-543-4)  
Test Lab: INNOVATION CENTER  
Issue Date: 12/2/2019  
Manufacturer: COOPER LIGHTING SOLUTIONS (FORMERLY EATON)  
Product Line: INVUE  
Catalog Number: MSA-SA3A-760-U-5WQ  
Description: MESA POST TOP DECORATIVE LUMINAIRE. (3) LIGHTSQUARES WITH 16 LEDS EACH AND TYPE V WIDE OPTICS.  
Light Source: -  
Ballast/Driver: ELECTRONIC DRIVER

**Summary**

Lumens per Lamp: N/A  
Luminaire Lumens: 12583 lumens  
Efficiency: N/A  
Efficacy: 131.1 lumens/watt  
Luminous Opening: Rectangular (W 1' x L: 1' x H: 0')  
IES Classification: Type V - Short  
BUG Rating: B4 - U0 - G2

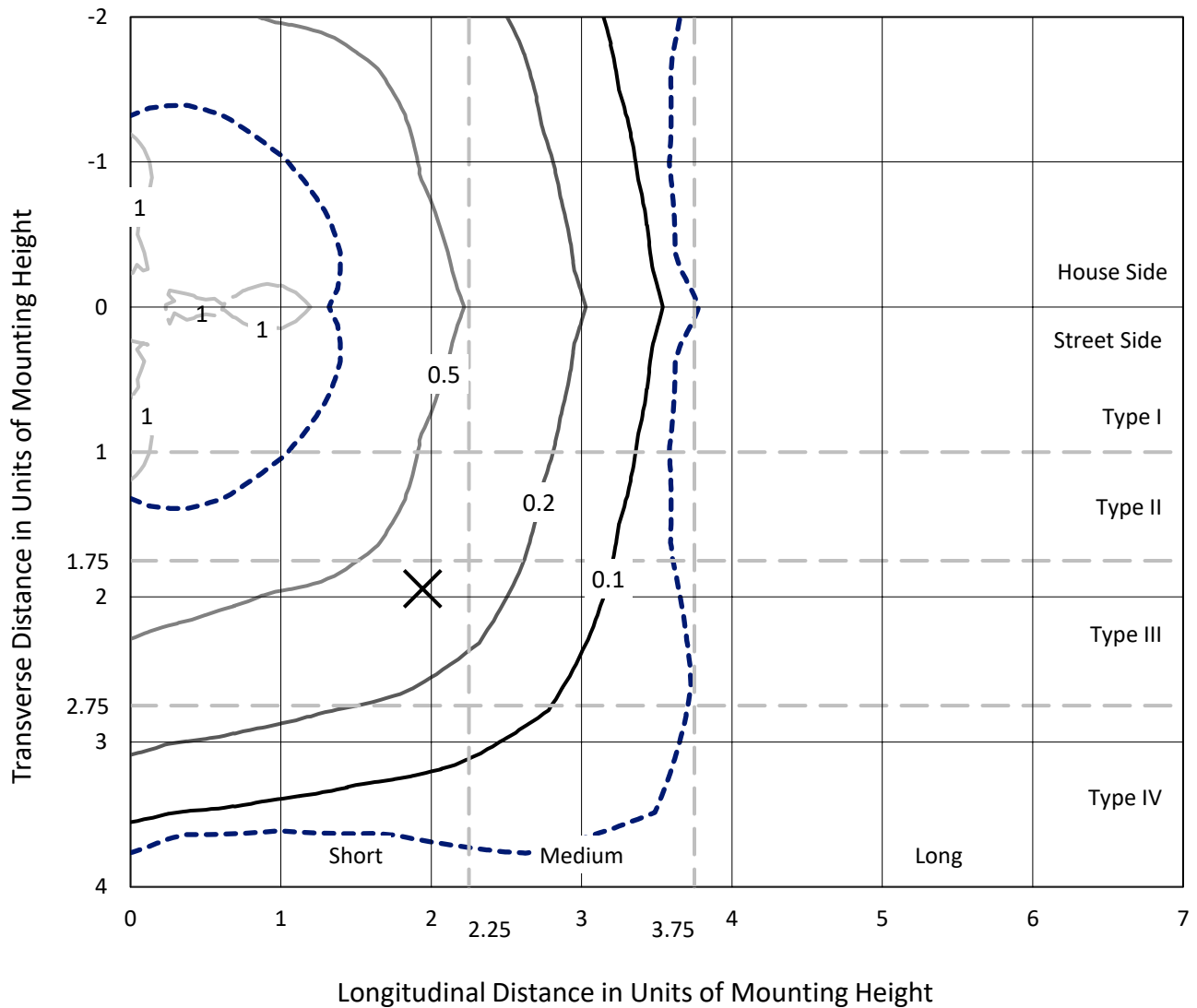
Input Watts (W): 96  
Input Voltage (V): NR  
Input Current (Ain): NR  
Voltage Rise (V): NR  
Power Factor: NR  
Total Harmonic Distortion (THDi): NR  
Frequency (hertz): 60  
Stabilization Time: NR  
Operation Time: NR  
Ambient Temperature (°C): NR  
Test Distance: 28.75 FT



REPORT NUMBER: P367745  
 CATALOG NUMBER: MSA-SA3A-760-U-5WQ

### Iso-Footcandle Lines of Horizontal Illumination

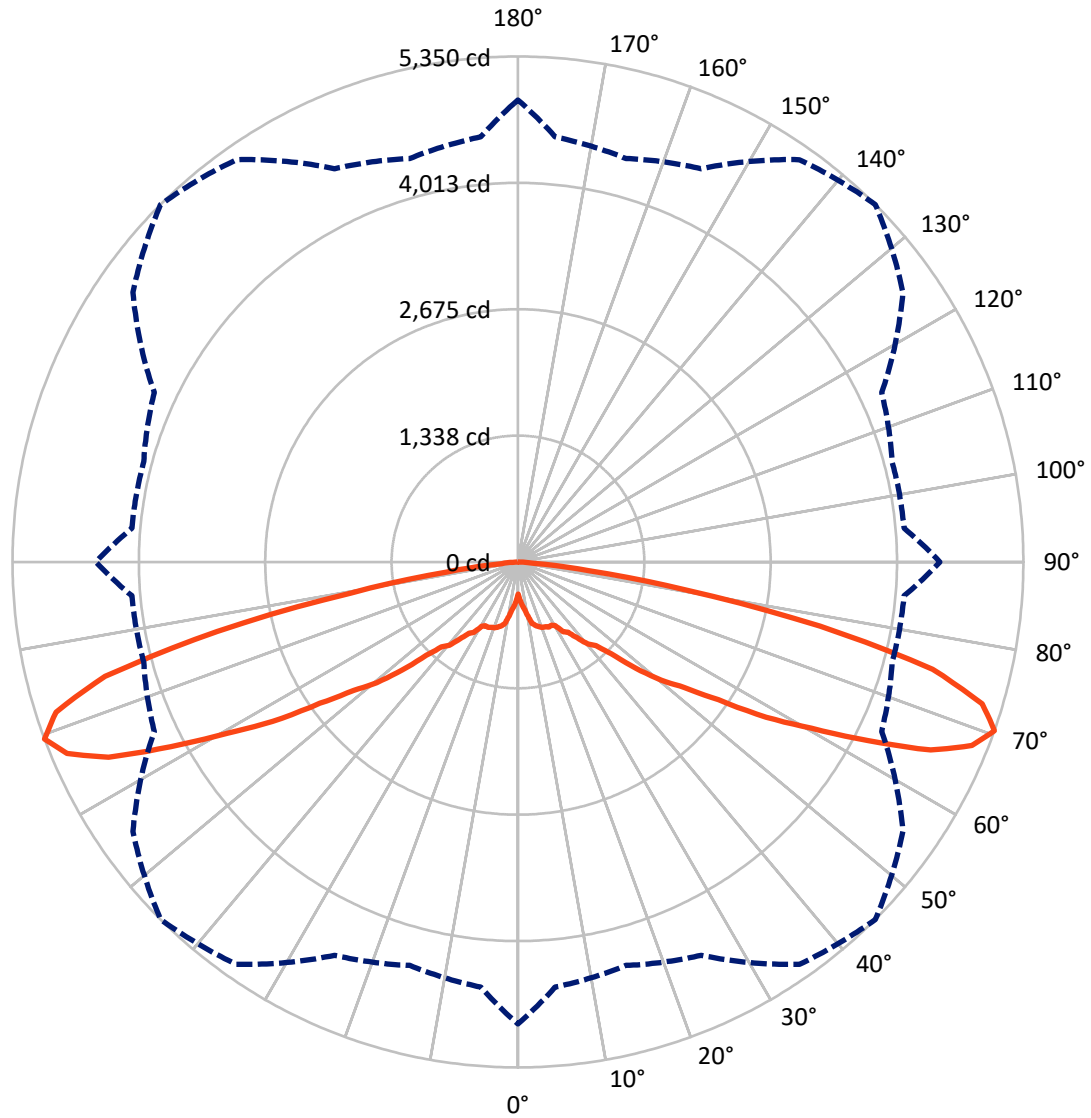
✕ Max cd  
 - - - 1/2 Max cd



Based on 25 foot mounting height. Maximum calculated value = 1.1 fc  
 Type V - Short - N/A

REPORT NUMBER: P367745  
CATALOG NUMBER: MSA-SA3A-760-U-5WQ

### Luminous Intensity Polar Plot



— Vertical Plane Through 45-Deg Lateral      - - - Horizontal Cone Through 70-Deg Vertical

REPORT NUMBER: P367745  
 CATALOG NUMBER: MSA-SA3A-760-U-5WQ

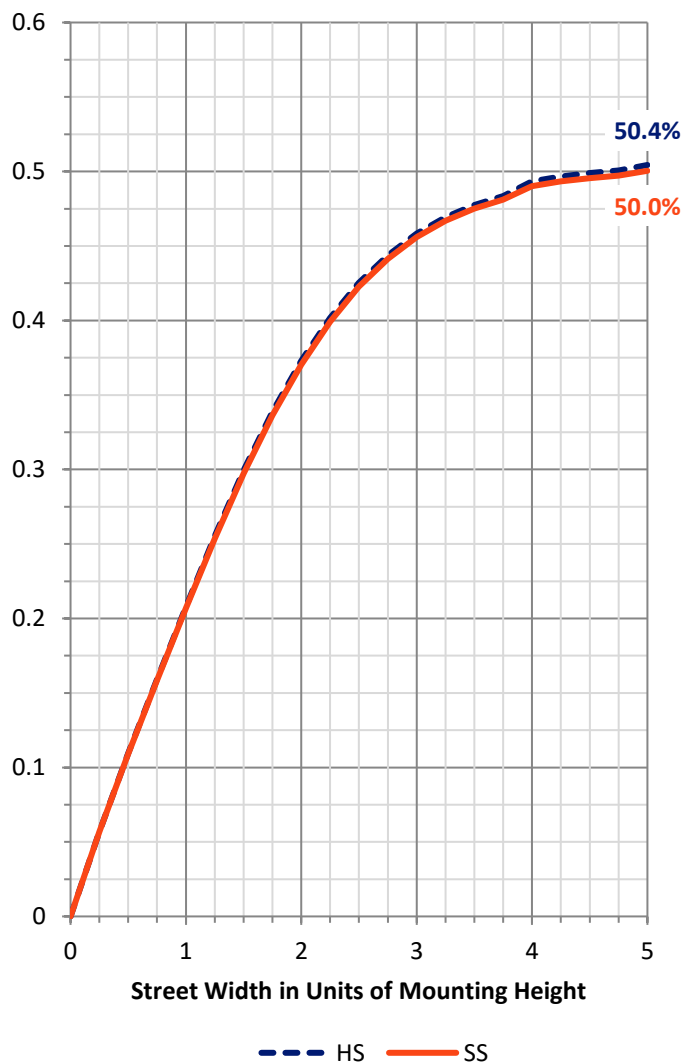
**FLUX DISTRIBUTION:**

		Downward	Upward	Total
<b>House Side</b>	Lumens	6291.5	0.0	6291.5
	% Fixture	50.0	0.0	50.0
<b>Street Side</b>	Lumens	6291.5	0.0	6291.5
	% Fixture	50.0	0.0	50.0
<b>Total</b>	Lumens	12583.0	0.0	12583.0
	% Fixture	100.0	0.0	100.0

**ZONAL LUMENS:**

Zone	Lumens	% Fixture
0°-10°	49.5	0.4
10°-20°	198.1	1.6
20°-30°	374.5	3.0
30°-40°	652.3	5.2
40°-50°	1247.0	9.9
50°-60°	2418.0	19.2
60°-70°	4234.0	33.6
70°-80°	3182.1	25.3
80°-90°	227.7	1.8
90°-100°	0.0	0.0
100°-110°	0.0	0.0
110°-120°	0.0	0.0
120°-130°	0.0	0.0
130°-140°	0.0	0.0
140°-150°	0.0	0.0
150°-160°	0.0	0.0
160°-170°	0.0	0.0
170°-180°	0.0	0.0
0°-90°	12583.0	100.0
0°-180°	12583.0	100.0

**Coefficient of Utilization**

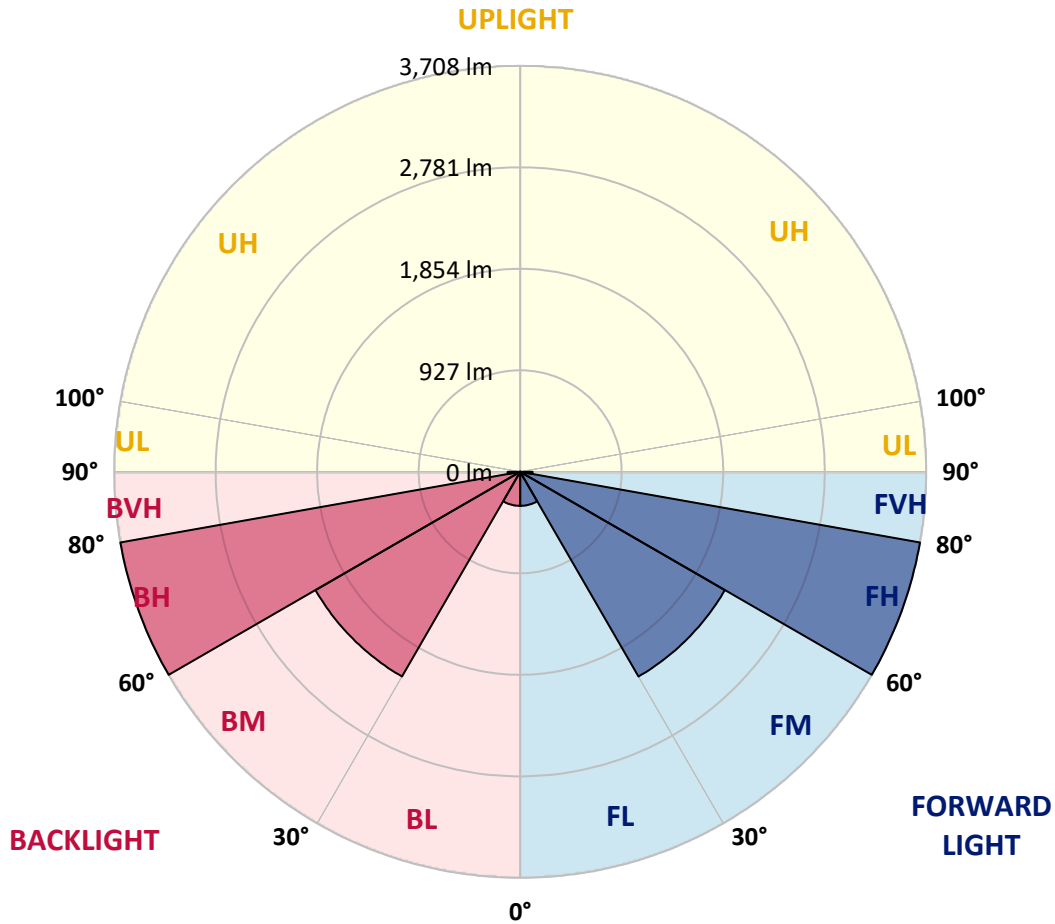


REPORT NUMBER: P367745  
 CATALOG NUMBER: MSA-SA3A-760-U-5WQ

**LUMINAIRE CLASSIFICATION SYSTEM LUMEN TABLE AND BUG RATING:**

Zone	Lumens	% Fixture	Zone Rating/Lumen Limit		
			B	U	G
FL (0°-30°)	311.0	2.5			
FM (30°-60°)	2158.6	17.2			
FH (60°-80°)	3708.0	29.5			G2/5000
FVH (80°-90°)	113.8	0.9			G2/225
BL (0°-30°)	311.0	2.5	B1/500		
BM (30°-60°)	2158.6	17.2	B2/2500		
BH (60°-80°)	3708.0	29.5	B4/5000		G2/5000
BVH (80°-90°)	113.8	0.9			G2/225
UL (90°-100°)	0.0	0.0		U0/0	
UH (100°-180°)	0.0	0.0		U0/0	

**BUG Rating: B4-U0-G2**  
 Type V Short





REPORT NUMBER: P367745

CATALOG NUMBER: MSA-SA3A-760-U-5WQ

**CANDELA DISTRIBUTION (FULL):**

	0°	5°	15°	25°	35°	45°	55°	65°	75°	85°	90°
0°	340.2	340.2	340.2	340.2	340.2	340.2	340.2	340.2	340.2	340.2	340.2
2.5°	413.9	407.6	387.6	388.6	397.8	398.8	399.8	387.6	384.7	409.6	411.0
5°	525.7	511.1	496.4	490.6	481.8	457.4	484.2	487.2	493.0	512.1	520.8
7.5°	600.4	582.4	562.3	550.1	526.2	506.2	528.2	546.2	557.9	579.4	591.6
10°	614.6	603.8	602.9	581.4	577.0	584.3	582.8	583.3	600.9	601.4	608.7
12.5°	659.0	666.8	651.7	644.3	648.7	666.8	652.2	645.8	650.2	670.2	661.9
15°	717.1	726.4	703.4	691.7	680.0	697.1	681.9	693.2	707.3	722.0	714.6
17.5°	781.5	782.0	750.8	707.3	717.6	720.0	714.6	705.4	745.9	781.0	777.6
20°	816.7	816.2	762.5	703.4	733.7	739.0	734.2	702.4	763.5	811.8	810.3
22.5°	852.8	842.0	777.6	729.8	741.0	745.4	734.2	731.2	777.6	845.0	844.5
25°	872.3	881.6	810.8	781.0	771.8	761.5	771.3	776.1	820.6	886.5	867.4
27.5°	933.3	918.2	820.6	817.6	798.1	757.6	791.3	815.2	817.6	924.1	943.6
30°	988.5	994.3	864.5	868.9	833.3	782.0	834.2	872.3	879.6	995.3	993.4
32.5°	1047.1	1049.5	942.6	897.2	882.1	880.1	860.1	893.3	950.9	1043.6	1047.6
35°	1135.9	1155.9	1012.4	951.4	932.4	912.8	930.4	960.2	1013.9	1153.0	1143.2
37.5°	1339.5	1307.7	1164.2	1037.8	1025.1	1017.3	1031.4	1052.9	1162.8	1311.2	1356.5
40°	1481.5	1466.4	1271.1	1180.8	1100.8	1142.7	1109.5	1192.5	1283.3	1467.4	1496.6
42.5°	1701.7	1634.3	1433.7	1321.9	1238.9	1209.1	1227.7	1336.0	1451.7	1656.8	1714.4
45°	1913.0	1809.1	1637.2	1538.6	1412.7	1381.4	1406.3	1533.7	1667.5	1829.6	1931.1
47.5°	2128.8	2021.4	1832.5	1689.9	1587.0	1680.2	1598.7	1719.7	1853.0	2041.4	2131.7
50°	2352.8	2233.7	2047.3	1892.0	1883.3	1965.7	1868.1	1930.1	2053.6	2248.9	2355.3
52.5°	2610.1	2481.7	2295.2	2190.3	2210.8	2205.4	2185.9	2174.7	2296.2	2488.1	2614.5
55°	2916.2	2777.5	2628.6	2580.3	2636.9	2575.9	2604.7	2600.8	2618.4	2755.6	2903.5
57.5°	3286.2	3129.5	2980.1	2969.4	3042.1	3099.7	3048.4	2974.7	2944.0	3077.2	3246.6
60°	3752.3	3560.0	3396.0	3362.3	3569.8	3569.3	3522.9	3357.9	3346.2	3497.1	3701.1
62.5°	4267.3	4033.0	3853.9	3800.2	4125.3	4161.9	4017.4	3721.6	3782.1	3903.7	4145.8
65°	4704.7	4423.1	4256.1	4241.5	4638.8	4800.4	4481.1	4076.5	4096.0	4197.0	4459.2
67.5°	4989.8	4650.5	4517.8	4588.5	5082.5	5183.6	4886.8	4313.7	4244.4	4286.4	4599.8
70°	4889.7	4516.8	4421.1	4592.9	5197.3	5350.0	4974.2	4247.3	4099.9	4101.9	4466.0
72.5°	4131.6	3776.8	3822.2	4137.5	4925.8	5140.1	4570.0	3836.3	3534.6	3527.3	3857.8
75°	2732.1	2494.9	2674.0	3165.6	4095.0	4533.4	3786.5	3007.0	2628.6	2505.6	2760.9
77.5°	1195.0	1164.7	1315.5	1871.0	2791.7	3267.1	2712.6	1964.3	1429.8	1189.1	1298.9
80°	320.2	313.4	393.4	709.8	1359.0	1799.3	1467.8	783.5	409.1	297.8	315.8
82.5°	116.7	119.6	146.0	198.7	447.6	757.6	487.7	228.9	154.7	126.9	126.9
85°	50.8	49.3	70.8	79.6	122.0	171.3	140.1	97.1	78.1	58.6	56.1
87.5°	13.7	17.1	23.9	24.9	31.7	25.9	37.1	34.2	29.3	20.5	16.6
90°	0.0	0.0	0.0	0.0	0.0	0.0	0.0	0.0	0.0	0.0	0.0

(END OF REPORT)